





















# 36 200m Freestyle Men Final























Official





















☰ Entries
☰ Heats
🏆 Summary
📄

Total
13 years
14 years
15 years
16 and older

Rank	Competitor	Age	Club	RT	PTS	Result
1	Sugiyama Taka	17	Kiwi ASC	0.63		<b>1:59.81</b> <span style="color: green;">-1.36</span> Entry: 2:01.17
	25m: 12.65	50m: 26.58 (13.93)	75m: 41.49 (14.91)			
	100m: 56.83 (15.34)	125m: 1:12.62 (15.79)	150m: 1:28.49 (15.87)			
	175m: 1:44.56 (16.07)	200m: 1:59.81 (15.25)				
2	Ecclestone Daniel	15	United Swi...	0.76		<b>2:02.03</b> <span style="color: green;">-9.24</span> Entry: 2:11.27
	25m: 13.23	50m: 27.57 (14.34)	75m: 42.64 (15.07)			
	100m: 58.05 (15.41)	125m: 1:14.19 (16.14)	150m: 1:30.49 (16.30)			
	175m: 1:46.76 (16.27)	200m: 2:02.03 (15.27)				
3	Wren Isaac	15	Hamilton Aq...	0.71		<b>2:02.72</b> <span style="color: green;">-3.53</span> Entry: 2:06.25
	25m: 13.19	50m: 27.79 (14.60)	75m: 43.23 (15.44)			
	100m: 58.92 (15.69)	125m: 1:14.94 (16.02)	150m: 1:31.23 (16.29)			
	175m: 1:47.61 (16.38)	200m: 2:02.72 (15.11)				
4	Webby Connor	15	TBSS Centr...	0.67		<b>2:03.20</b> <span style="color: green;">-3.39</span> Entry: 2:06.59
	25m: 13.47	50m: 28.11 (14.64)	75m: 43.72 (15.61)			
	100m: 59.39 (15.67)	125m: 1:15.36 (15.97)	150m: 1:31.58 (16.22)			
	175m: 1:48.00 (16.42)	200m: 2:03.20 (15.20)				
5	Hewertson Toby	17	North Shor...	0.68		<b>2:03.22</b> <span style="color: green;">-5.86</span> Entry: 2:09.08
	25m: 13.08	50m: 27.92 (14.84)	75m: 43.50 (15.58)			
	100m: 59.38 (15.88)	125m: 1:15.07 (15.69)	150m: 1:31.13 (16.06)			
	175m: 1:47.54 (16.41)	200m: 2:03.22 (15.68)				
6	Brady Michael	15	North Shor...	0.65		<b>2:03.54</b> <span style="color: green;">-3.59</span> Entry: 2:07.13
	25m: 13.23	50m: 28.17 (14.94)	75m: 43.90 (15.73)			
	100m: 59.45 (15.55)	125m: 1:15.67 (16.22)	150m: 1:32.28 (16.61)			
	175m: 1:48.49 (16.21)	200m: 2:03.54 (15.05)				
7	Rasmussen Eli	16	Trojans Swi...	0.70		<b>2:04.00</b> <span style="color: green;">-5.73</span> Entry: 2:09.73
	25m: 13.58	50m: 28.38 (14.80)	75m: 43.93 (15.55)			
	100m: 1:00.04 (16.11)	125m: 1:16.12 (16.08)	150m: 1:32.07 (15.95)			
	175m: 1:48.31 (16.24)	200m: 2:04.00 (15.69)				
8	Yin Caleb	15	Mt Eden Sw...	0.69		<b>2:04.49</b> <span style="color: green;">-3.60</span> Entry: 2:08.09
	25m: 13.36	50m: 28.41 (15.05)	75m: 43.96 (15.55)			
	100m: 59.88 (15.92)	125m: 1:15.88 (16.00)	150m: 1:32.23 (16.35)			
	175m: 1:48.58 (16.35)	200m: 2:04.49 (15.91)				
9	Lafaele-Pucher Bishop	15	Pukekohe S...	0.68		<b>2:05.35</b> <span style="color: green;">-4.42</span> Entry: 2:09.77
	25m: 13.28	50m: 28.20 (14.92)	75m: 43.63 (15.43)			

	100m: 59.45 (15.82) 175m: 1:49.10 (16.68)	125m: 1:15.62 (16.17) 200m: 2:05.35 (16.25)	150m: 1:32.42 (16.80)		
<b>10</b>	 Frankish McIndoe	15	 Tasman Swi... 0.73	<b>2:05.49</b> <b>-4.38</b> Entry: 2:09.87	
	25m: 12.97 100m: 59.62 (16.23) 175m: 1:49.49 (16.26)	50m: 27.84 (14.87) 125m: 1:16.06 (16.44) 200m: 2:05.49 (16.00)	75m: 43.39 (15.55) 150m: 1:33.23 (17.17)		
<b>11</b>	 McNabb Finlay	17	 Blenheim S... 0.71	<b>2:06.25</b> <b>+2.75</b> Entry: 2:03.50	
	25m: 13.59 100m: 1:00.53 (16.06) 175m: 1:49.85 (16.82)	50m: 28.91 (15.32) 125m: 1:16.59 (16.06) 200m: 2:06.25 (16.40)	75m: 44.47 (15.56) 150m: 1:33.03 (16.44)		
<b>12</b>	 Handford Jack	17	 Coast Swim... 0.74	<b>2:06.38</b> <b>+2.12</b> Entry: 2:04.26	
	25m: 13.10 100m: 1:00.11 (16.41) 175m: 1:50.70 (16.79)	50m: 27.95 (14.85) 125m: 1:16.76 (16.65) 200m: 2:06.38 (15.68)	75m: 43.70 (15.75) 150m: 1:33.91 (17.15)		
<b>13</b>	 Gallant Zac	16	 Greymouth ... 0.73	<b>2:06.60</b> <b>-2.19</b> Entry: 2:08.79	
	25m: 13.50 100m: 1:00.09 (16.36) 175m: 1:50.28 (17.02)	50m: 28.25 (14.75) 125m: 1:16.51 (16.42) 200m: 2:06.60 (16.32)	75m: 43.73 (15.48) 150m: 1:33.26 (16.75)		
<b>14</b>	 Donaldson Zac	14	 Coast Swim... 0.76	<b>2:07.14</b> <b>-3.99</b> Entry: 2:11.13	
	25m: 13.50 100m: 1:00.92 (16.43) 175m: 1:50.89 (16.69)	50m: 28.66 (15.16) 125m: 1:17.78 (16.86) 200m: 2:07.14 (16.25)	75m: 44.49 (15.83) 150m: 1:34.20 (16.42)		
<b>15</b>	 Parsons Will	15	 Ice Breaker ... 0.69	<b>2:07.90</b> <b>-2.22</b> Entry: 2:10.12	
	25m: 13.80 100m: 1:01.43 (16.44) 175m: 1:51.50 (16.87)	50m: 29.26 (15.46) 125m: 1:17.93 (16.50) 200m: 2:07.90 (16.40)	75m: 44.99 (15.73) 150m: 1:34.63 (16.70)		
<b>16</b>	 Fitzell Anaru	14	 Swim Rotorua 0.77	<b>2:08.46</b> <b>-6.85</b> Entry: 2:15.31	
	25m: 14.07 100m: 1:01.82 (16.59) 175m: 1:52.12 (16.82)	50m: 29.23 (15.16) 125m: 1:18.50 (16.68) 200m: 2:08.46 (16.34)	75m: 45.23 (16.00) 150m: 1:35.30 (16.80)		
<b>17</b>	 Graham Jono	15	 Selwyn Swi... 0.68	<b>2:08.71</b> <b>-0.13</b> Entry: 2:08.84	
	25m: 13.77 100m: 1:00.81 (16.26) 175m: 1:51.74 (17.31)	50m: 28.76 (14.99) 125m: 1:17.44 (16.63) 200m: 2:08.71 (16.97)	75m: 44.55 (15.79) 150m: 1:34.43 (16.99)		
<b>18</b>	 Azevedo Louie	15	 Dannevirke ... 0.75	<b>2:08.75</b> <b>-4.45</b> Entry: 2:13.20	
	25m: 14.09 100m: 1:01.03 (16.51) 175m: 1:51.51 (17.16)	50m: 28.99 (14.90) 125m: 1:17.37 (16.34) 200m: 2:08.75 (17.24)	75m: 44.52 (15.53) 150m: 1:34.35 (16.98)		
<b>19</b>	 MacDonald Jacob	14	 Hamilton Aq... 0.71	<b>2:08.84</b> <b>-4.82</b> Entry: 2:13.66	
	25m: 13.61 100m: 1:01.12 (16.53) 175m: 1:53.12 (17.54)	50m: 28.67 (15.06) 125m: 1:18.52 (17.40) 200m: 2:08.84 (15.72)	75m: 44.59 (15.92) 150m: 1:35.58 (17.06)		

20	 Calder-Kerr Maxwell	15	 Ice Breaker ...	0.77	2:09.28 <span style="color: green;">-0.54</span> Entry: 2:09.82
	25m: 13.59	50m: 28.94 (15.35)	75m: 44.97 (16.03)		
	100m: 1:01.50 (16.53)	125m: 1:18.35 (16.85)	150m: 1:35.68 (17.33)		
	175m: 1:52.96 (17.28)	200m: 2:09.28 (16.32)			
21	 Beardsmore Ryan	17	 North Cant...	0.71	2:09.89 <span style="color: green;">-0.60</span> Entry: 2:10.49
	25m: 13.17	50m: 27.89 (14.72)	75m: 43.31 (15.42)		
	100m: 59.55 (16.24)	125m: 1:16.26 (16.71)	150m: 1:33.66 (17.40)		
	175m: 1:51.96 (18.30)	200m: 2:09.89 (17.93)			
22	 Chugg William	14	 Papamoa S...	0.74	2:10.80 <span style="color: red;">+0.56</span> Entry: 2:10.24
	25m: 13.72	50m: 28.88 (15.16)	75m: 44.84 (15.96)		
	100m: 1:01.38 (16.54)	125m: 1:18.34 (16.96)	150m: 1:35.76 (17.42)		
	175m: 1:53.68 (17.92)	200m: 2:10.80 (17.12)			
23	 Zhang Calvin	14	 Parnell Swi...	0.74	2:11.19 <span style="color: green;">-1.47</span> Entry: 2:12.66
	25m: 13.93	50m: 29.35 (15.42)	75m: 45.90 (16.55)		
	100m: 1:02.96 (17.06)	125m: 1:19.90 (16.94)	150m: 1:37.15 (17.25)		
	175m: 1:54.34 (17.19)	200m: 2:11.19 (16.85)			
24	 Houghton Luke	15	 Liz van Weli...	0.65	2:11.20 <span style="color: red;">+0.15</span> Entry: 2:11.05
	25m: 13.90	50m: 29.52 (15.62)	75m: 46.03 (16.51)		
	100m: 1:03.07 (17.04)	125m: 1:20.09 (17.02)	150m: 1:37.30 (17.21)		
	175m: 1:54.79 (17.49)	200m: 2:11.20 (16.41)			
25	 Watt Coby	14	 Coast Swim...	0.70	2:12.23 <span style="color: green;">-1.58</span> Entry: 2:13.81
	25m: 14.49	50m: 30.21 (15.72)	75m: 46.50 (16.29)		
	100m: 1:03.44 (16.94)	125m: 1:20.68 (17.24)	150m: 1:38.44 (17.76)		
	175m: 1:56.07 (17.63)	200m: 2:12.23 (16.16)			
26	 Turetsky Daniel	15	 Porirua City...	0.62	2:12.31 <span style="color: green;">-0.60</span> Entry: 2:12.91
	25m: 13.99	50m: 29.67 (15.68)	75m: 46.09 (16.42)		
	100m: 1:03.03 (16.94)	125m: 1:20.37 (17.34)	150m: 1:38.10 (17.73)		
	175m: 1:55.62 (17.52)	200m: 2:12.31 (16.69)			
27	 Woods Zac	17	 Waimea Sw...	0.79	2:12.86 <span style="color: red;">+8.43</span> Entry: 2:04.43
	25m: 13.59	50m: 29.21 (15.62)	75m: 45.41 (16.20)		
	100m: 1:02.34 (16.93)	125m: 1:19.55 (17.21)	150m: 1:37.60 (18.05)		
	175m: 1:55.43 (17.83)	200m: 2:12.86 (17.43)			
27	 Trimboy James	14	 North Cant...	0.71	2:12.86 <span style="color: green;">-2.09</span> Entry: 2:14.95
	25m: 14.46	50m: 30.24 (15.78)	75m: 46.37 (16.13)		
	100m: 1:03.18 (16.81)	125m: 1:20.52 (17.34)	150m: 1:38.28 (17.76)		
	175m: 1:56.05 (17.77)	200m: 2:12.86 (16.81)			
29	 McDonald Leon	14	 Swim Timaru	0.81	2:12.91 <span style="color: green;">-1.05</span> Entry: 2:13.96
	25m: 14.66	50m: 30.81 (16.15)	75m: 47.28 (16.47)		
	100m: 1:04.17 (16.89)	125m: 1:21.38 (17.21)	150m: 1:38.77 (17.39)		
	175m: 1:56.52 (17.75)	200m: 2:12.91 (16.39)			
30	 Vorster Johan-Albert	13	 North Shor...	0.76	2:13.06 <span style="color: green;">-6.94</span> Entry: 2:20.00

	25m: 14.07	50m: 30.33 (16.26)	75m: 46.92 (16.59)	
	100m: 1:03.86 (16.94)	125m: 1:21.10 (17.24)	150m: 1:38.97 (17.87)	
	175m: 1:56.27 (17.30)	200m: 2:13.06 (16.79)		
<b>31</b>	 Schlagowski Josh	15	 Tawa Swim... 0.73	<b>2:13.26</b> <b>-0.48</b> Entry: 2:13.74
	25m: 14.48	50m: 30.60 (16.12)	75m: 47.31 (16.71)	
	100m: 1:04.70 (17.39)	125m: 1:22.40 (17.70)	150m: 1:40.09 (17.69)	
	175m: 1:57.11 (17.02)	200m: 2:13.26 (16.15)		
<b>32</b>	 Martin Taylor	15	 Wharenui S... 0.75	<b>2:13.27</b> <b>+1.49</b> Entry: 2:11.78
	25m: 13.93	50m: 29.59 (15.66)	75m: 45.94 (16.35)	
	100m: 1:03.34 (17.40)	125m: 1:20.56 (17.22)	150m: 1:38.26 (17.70)	
	175m: 1:55.87 (17.61)	200m: 2:13.27 (17.40)		
<b>33</b>	 Bao Jonathan	13	 Parnell Swi... 0.67	<b>2:13.51</b> <b>-3.48</b> Entry: 2:16.99
	25m: 14.50	50m: 30.46 (15.96)	75m: 47.37 (16.91)	
	100m: 1:05.00 (17.63)	125m: 1:22.53 (17.53)	150m: 1:39.89 (17.36)	
	175m: 1:57.11 (17.22)	200m: 2:13.51 (16.40)		
<b>34</b>	 Latu Maxwell	14	 Enterprise ... 0.68	<b>2:13.97</b> <b>+2.03</b> Entry: 2:11.94
	25m: 14.02	50m: 29.45 (15.43)	75m: 45.19 (15.74)	
	100m: 1:01.93 (16.74)	125m: 1:19.30 (17.37)	150m: 1:37.59 (18.29)	
	175m: 1:56.16 (18.57)	200m: 2:13.97 (17.81)		
<b>35</b>	 Cryer Max	14	 St Paul's S... 0.73	<b>2:14.50</b> <b>-1.05</b> Entry: 2:15.55
	25m: 14.55	50m: 30.71 (16.16)	75m: 47.34 (16.63)	
	100m: 1:04.79 (17.45)	125m: 1:22.17 (17.38)	150m: 1:39.96 (17.79)	
	175m: 1:57.74 (17.78)	200m: 2:14.50 (16.76)		
<b>36</b>	 Forlong Hayden	14	 Papamoa S... 0.73	<b>2:15.16</b> <b>+0.41</b> Entry: 2:14.75
	25m: 14.37	50m: 30.50 (16.13)	75m: 47.00 (16.50)	
	100m: 1:04.43 (17.43)	125m: 1:21.91 (17.48)	150m: 1:40.07 (18.16)	
	175m: 1:57.86 (17.79)	200m: 2:15.16 (17.30)		
<b>37</b>	 Macdonald Reid	14	 Stratford Fl... 0.78	<b>2:15.30</b> <b>+0.11</b> Entry: 2:15.19
	25m: 14.68	50m: 30.97 (16.29)	75m: 47.80 (16.83)	
	100m: 1:05.11 (17.31)	125m: 1:23.18 (18.07)	150m: 1:40.91 (17.73)	
	175m: 1:58.75 (17.84)	200m: 2:15.30 (16.55)		
<b>38</b>	 Chai Leo	13	 Dragon Swi... 0.87	<b>2:20.81</b> <b>+1.70</b> Entry: 2:19.11
	25m: 14.65	50m: 30.61 (15.96)	75m: 47.39 (16.78)	
	100m: 1:04.97 (17.58)	125m: 1:23.57 (18.60)	150m: 1:42.64 (19.07)	
	175m: 2:02.07 (19.43)	200m: 2:20.81 (18.74)		
-	 Herbert Will	15	 Parnell Swi... 0.64	DNS
-	 Choo Clement	15	 North Shor... 0.64	DSQ